



Khaleesi Collection

Extra Flex[®]
Soft, Supportive Seating

Colours represented are to be used as a guide only.
Please refer to manufacturers swatch for a more accurate colour match.

Please note that colour shadings can vary slightly from each roll of fabric.
We cannot guarantee a precise match to these samples or between cut lengths and upholstered goods.


13/07/2021

KHALEESI COVER GUIDE - STANDARD BACK


Please use this guide when ordering the following pieces to clarify cover options.

STANDARD BACK - Available with & without studs

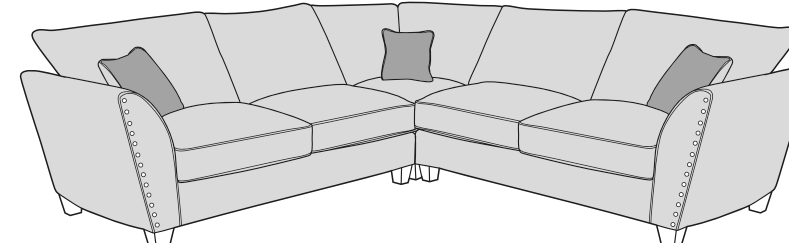
L2, RFC, P (LH2, RFC, FST) Group




P, LFC, R2 (FST, LFC, RH2) Group




L2, CO, R2 (LH2, COR, RH2) Group




L2, CO, R1 (LH2, COR, RH1) Group




L1, CO, R2 (LH1, COR, RH2) Group




L1, CO, R1 (LH1, COR, RH1) Group




AU (ALU)




3 Seater sofa (3ST)





2 Seater sofa (2ST)

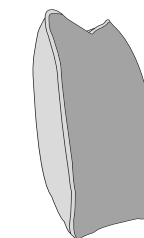


Arm Chair (1ST)



-  **COVER 1**
(BODY)
-  **COVER 2**
(SCATTER)

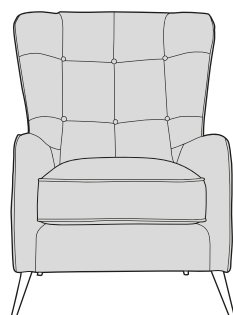
Scatter Cushions



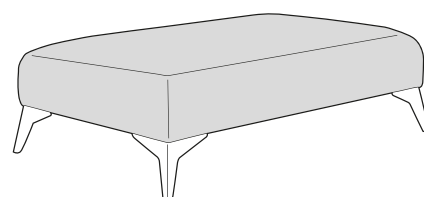
Front = Cover 2
Piping = Cover 1
Back = Cover 1

SUGGESTED ACCENT PIECES

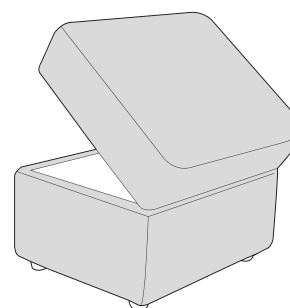
Merlin
Accent Chair (ACH)



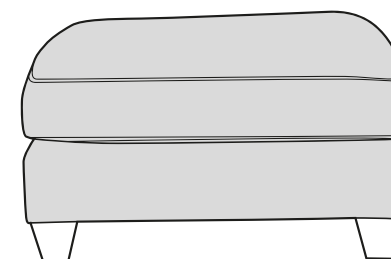
New Fenton
Footstool (FST)



Storage Footstool (FSS)



Large Footstool: P (FST)



KHALEESI DIMENSIONS (CM)

AVAILABLE PIECES	HEIGHT 1	OUTBACK HEIGHT	WIDTH 2	DEPTH 3	ARM HEIGHT	SEAT HEIGHT 4	SEAT DEPTH (STANDARD) 5	SEAT WIDTH 6	ACCESS DIAGONAL 7	WEIGHT (KG)	SCATTER CUSHION NO.
LH2, RFC, FST GROUP or FST, LFC, RH2 GROUP	97	72	288	246	77	54	N/A	N/A	N/A	105.5	2
LH2, COR, RH2 GROUP	97	72	288	288	77	54	N/A	N/A	N/A	120.5	3
LH2, COR, RH1 GROUP or LH1, COR, RH2 GROUP	97	72	288	204	77	54	N/A	N/A	N/A	110.5	3
LH1, COR, RH1 GROUP	97	72	204	204	77	54	N/A	N/A	N/A	100.5	3
LH2/RH2 UNIT	97	72	194	94	77	54	50	164	209	44	1
LFC/RFC UNIT	97	72	176	94	N/A	54	50	155	200	43.5	1
LH1/RH1 UNIT	97	72	110	94	77	54	50	85	145	34	1
COR - CORNER UNIT	97	72	94	94	77	54	50	50	133	32.5	1
ALU - ARMLESS UNIT	97	72	80	94	77	54	50	80	123	25	0
3 SEATER SOFA (3ST)											
2 SEATER SOFA (2ST)											
ARM CHAIR (1ST)											
ACCENT PIECES											
MERLIN ACCENT CHAIR (ACH)	104	N/A	72	84	N/A	53	53	54	97	25	N/A
NEW FENTON FOOTSTOOL (FST)	40	N/A	103	63	N/A	N/A	N/A	N/A	115	15	N/A
STORAGE FOOTSTOOL (FSS)	45	N/A	63	50	N/A	N/A	N/A	N/A	75	12.5	N/A
LARGE FOOTSTOOL (FST)	54	N/A	98	70	N/A	N/A	N/A	N/A	115	18	N/A

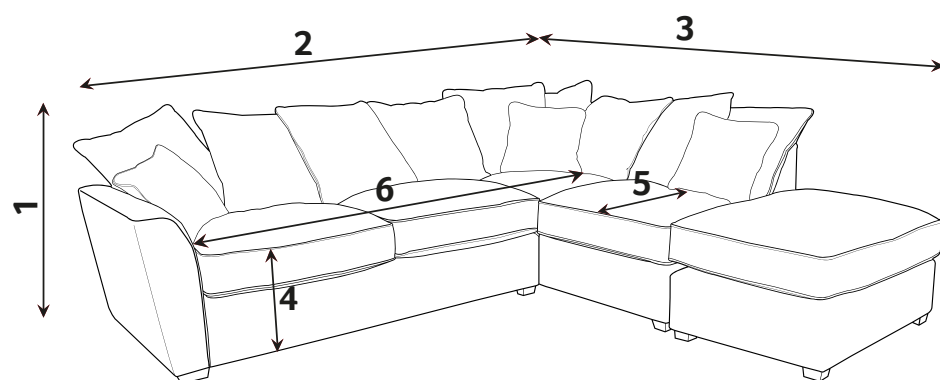


- * Hardwood & composite board frame.
- * Dowelled, screwed, glued & stapled joinery.
- * Chrome & Wood foot options.

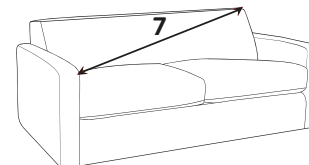
- * Fibre filled backs for added comfort.
- * Fibre filled scatters included.

- * Award winning foamflex seat interior with 5 year guarantee.
- * Serpentine Seat springs & Silent Wire.
- * Superloop back springs.

DIMENSION GUIDE



Check the diagonal access dimension to ensure furniture will fit in your home.



- 1 - HEIGHT
- 2 - WIDTH
- 3 - DEPTH
- 4 - SEAT HEIGHT
- 5 - SEAT DEPTH (STD & PILLOW)
- 6 - SEAT WIDTH
- 7 - DIAGONAL ACCESS

Illustrations used for reference only.

Extra Flex®

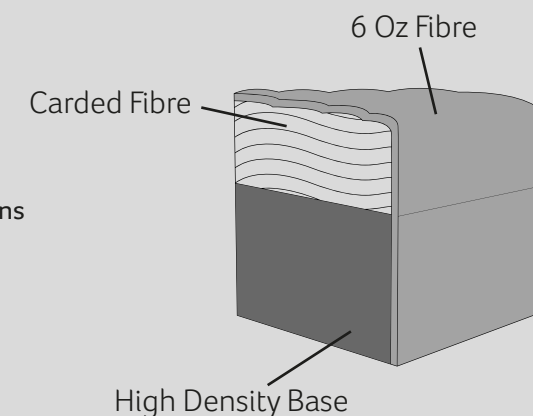
A high density foam base seat interior with a hand-rolled carded fibre, channelled topper which provides both softness and support.

CARE GUIDE

Extraflex seat cushions should be **plumped up on a regular basis** to help maintain the aesthetic appeal of your upholstery, the plumping of cushions is essential to help retain the comfort and softness of any piece of upholstered furniture.

To improve the longevity of your hand-made furniture, we recommend rotating cushions (where applicable).

For further information on maintaining your furniture please refer to the care guide located under the seat platform.



- Beech (Light)
- Antique (Dark)
- Chrome

FOOT OPTIONS:



Wood is a natural product and will vary in shade/colour from item to item. Feet may require fitting.

Please note : All dimension are approximate. Allow tolerance of +/- 2.5cm.

